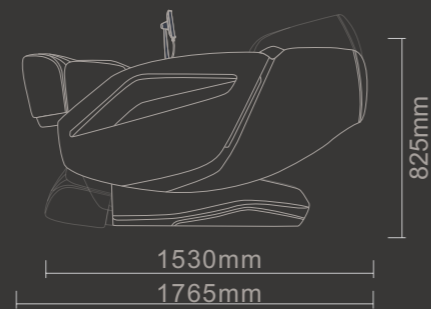
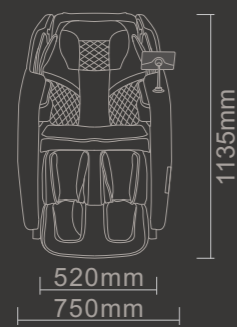


# PRODUCT PARAMETERS

Product Name	Massage Chair
Product Model	A337-2
Rated Voltage	220-240V~ 50Hz/60Hz
Rated Power	100W
QTY	20PCS\20FT 42PCS/40GP 63PCS/40HQ
Air Pressure	0.025-0.03MPa
Weight	Gross Weight: 101KG Net Weight: 85KG
Noise	≤60dB
Safety Design	Class I
Rated Time	20min
Package Size	1620 x 770 x 860mm



## A337-2 MASSAGE CHAIR

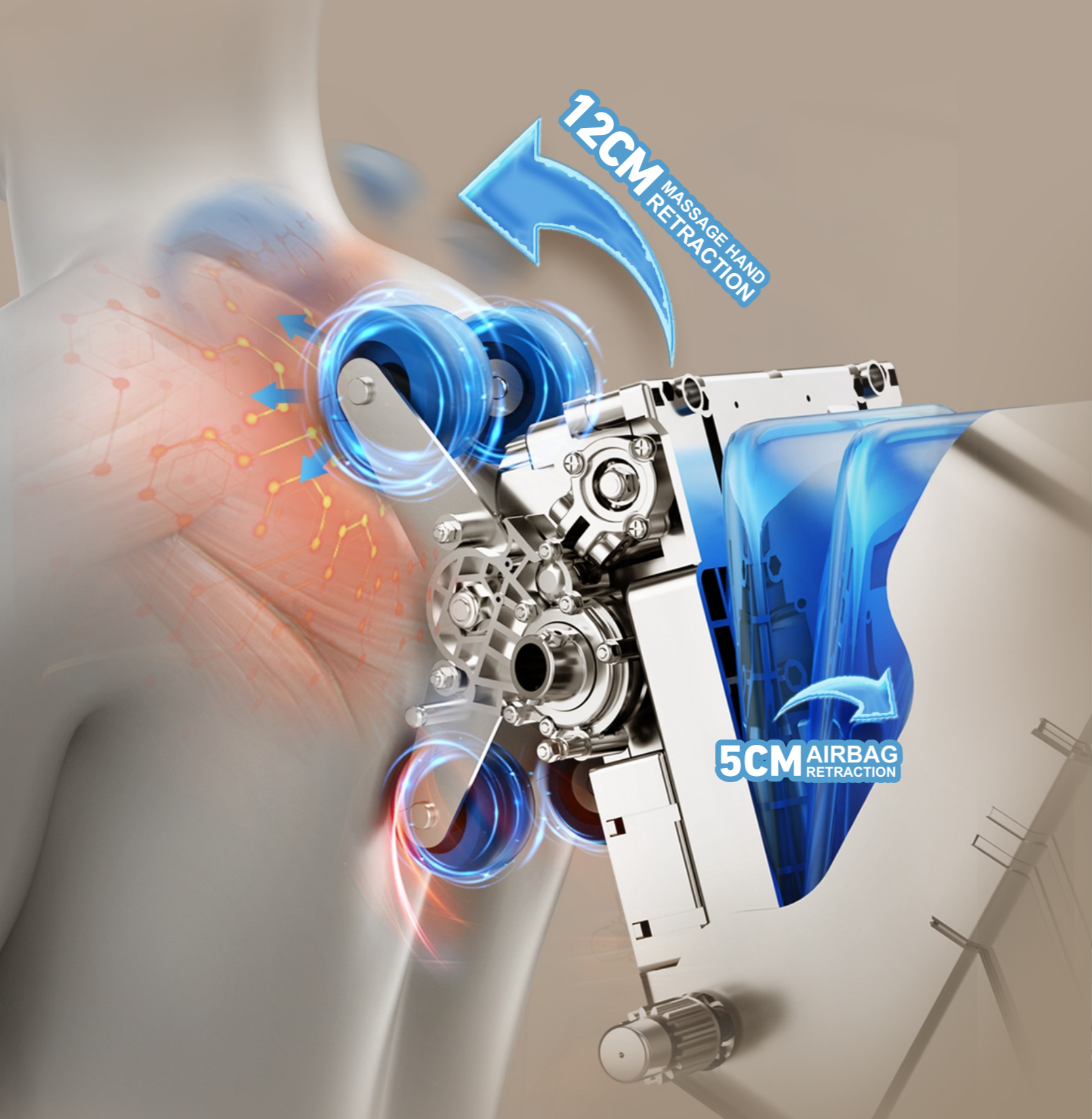


Brown+Black



Blue+Beige





# SL EXTRA LONG GUIDE RAIL 9 MASSAGE TECHNIQUE



## 5-LEVELS

ADJUSTABLE INTENSITY  
Can be soft or strong

## 12cm

DEEP TOUCH TO RELAX  
THE SHOULDER AND NECK  
The strength penetrates  
into the fascia layer

## 10-20cm

WIDTH RANGE OF  
SHOULDER KNEADING  
Adapt to different  
body types of family



NECK &  
SHOULDER



BACK



WAIST



HIP



LEG

# VOICE CONTROL & SLEEP MUSIC



MULTI-FUNCTION



## INTELLIGENT DETECTION TECHNOLOGY

Detect the body shape of different user, automatically scan the body curve to find the massage point, achieve the precise massage



### AUTOMATIC SHOULDER DETECTION

Scan human height to find shoulder position accurately by mechanism point position function

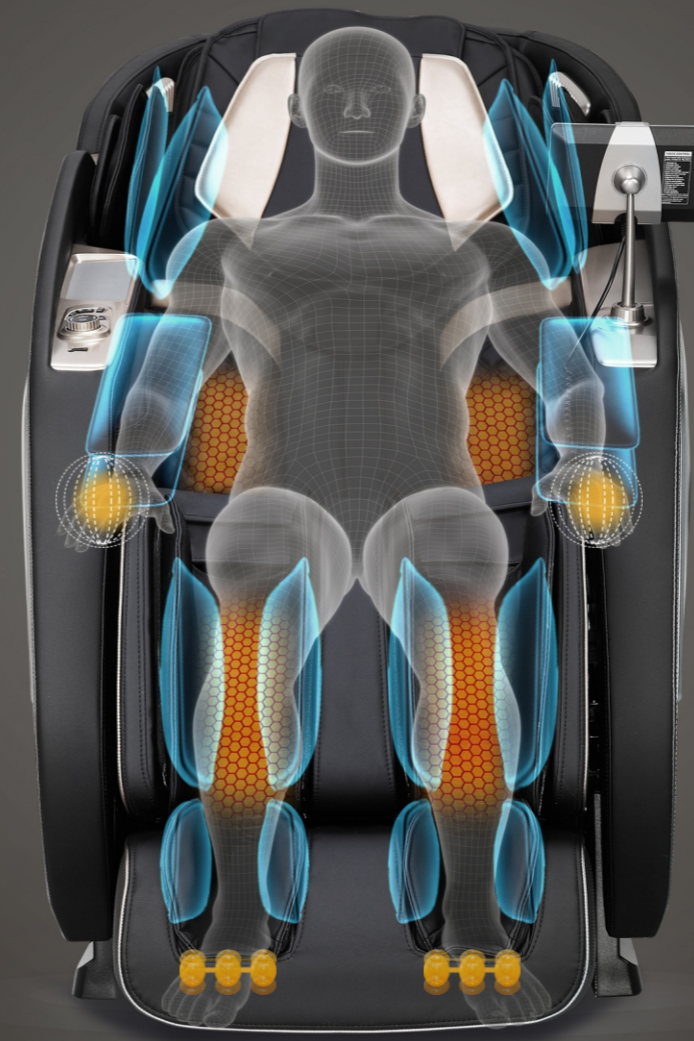

### DORSAL CURVATURE DETECTION

Back curve detection: mechanism massage ball intelligent following and record human back curve

## BACK \ LEG HEATING

Unique Graphene Thermo-static Hot Compress

- Even Heating
- Safe and Constant Temperature
- Rapid Heating
- Low Consumed and Durable



### FULL BODY WRAP FEELING

Shoulder / Arm / Leg / Foot



### 3 ADJUSTABLE WIDTH

Adjust to meet different requirement of users



### PALM SALIENT MASSAGE AND MAGNETIC THERAPY

Maintain the biomagnetic balance of the human body



### SOLE ROLLER MASSAGE

Stimulate the points on the sole of the foot



### CALF EXTEND 16CM

Suitable for all body types